

ERIKS

sealing elements



hydraulic and
pneumatic seals

product-summary

DOCUMENTATIENUMMER VAN DEZE PUBLICATIE:

4 5 4 1 0 6 (2001)

VOOR MEER INFORMATIE OVER DE INHOUD, BEL:



(03) 829 26 11



(03) 828 39 59

ERIKS nv
Boombekelaan 3,
B-2660 Hoboken,
België
info@eriks.be
www.eriks.be



(010) 48 35 70



(010) 48 35 89

ERIKS sa
Avenue Lenoir 2A
B-1348 Louvain-La-Neuve
Belgique
info@eriks.be

Inhoudsopgave

| | |
|---------------------------------|----|
| Stangafdichtingen | 4 |
| Zuigerafdichtingen | 6 |
| Afstrijkers | 8 |
| Geleideringen | 9 |
| Roterende afdichtingen | 10 |
| Eriseals - PTFE | 10 |
| Leverbare materialen Master-Cam | 11 |
| Leverbare profielen Master-Cam | 12 |
| O-ringen | 13 |
| Chemische bestendigheid | 14 |

Contenu

| | |
|-----------------------------------|----|
| Joints de tige | 4 |
| Joints de piston | 6 |
| Racleurs | 8 |
| Bagues de guidage | 9 |
| Joints rotatifs | 10 |
| Eriseals - PTFE | 10 |
| Matériaux livrables Master-Cam | 11 |
| Programme de livraison Master-Cam | 12 |
| Joint torique | 13 |
| Résistance chimique | 14 |

Inleiding

In de afdichtingstechniek wordt een belangrijk segment gevormd door de afdichtingselementen als hydraulische en pneumatische afdichtingen. Om nu tot een duidelijk en handig overzicht te komen, zijn deze artikelen samen in één handboek opgenomen.

U treft de veelgebruikte hydraulische en pneumatische afdichtingen als de stang- en zuigerafdichtingen, de afstrijkers, geleideringen en roterende afdichtingen. Daarnaast vindt u ook een opsomming van de leverbare uitvoeringen gemaakt op de Master-Cam.

Aansprakelijkheid

Alle in deze documentatie vermelde gegevens zijn met de grootste zorg samengesteld. Desondanks kunnen wij geen aansprakelijkheid aanvaarden voor onvolkomenheden die in de documentatie voorkomen. De aanbevelingen zijn bedoeld als richtlijn.

Introduction

Dans le monde de l'étanchéité technique, une place importante est occupée par les étanchéités hydrauliques et pneumatiques.

Ces articles sont désormais repris dans un catalogue clair et pratique. Vous y découvrez les joints hydrauliques et pneumatiques, tels que: étanchéités de tiges et pistons, racleurs, anneaux de guidage et étanchéités rotatives. De plus une énumération des exécutions livrables sur Master-cam vous est proposée.

Responsabilité

Bien que les renseignements figurant dans cette brochure ont été recueillis avec les plus grand soins, l'application reste toutefois l'affaire de spécialistes, compte tenu de la complexité des applications et de l'interférence des composants. De ce fait, nous ne pouvons être tenus pour responsables en cas d'applications erronées.

Übersicht

| | |
|----------------------------------|----|
| Stangendichtungen | 4 |
| Kolbendichtungen | 6 |
| Abstreifer | 8 |
| Führungen | 9 |
| Rotationsdichtungen | 10 |
| Eriseals - PTFE | 10 |
| Lieferbare Werkstoffe Master-Cam | 11 |
| Lieferprogram Master-Cam | 12 |
| O-ringe | 13 |
| Chemische Beständigkeit | 14 |

Contents

| | |
|----------------------------------|----|
| Rod seals | 4 |
| Piston seals | 6 |
| Wipers | 8 |
| Guide elements | 9 |
| Rotary Seals | 10 |
| Eriseals - PTFE | 10 |
| Deliverable materials Master-Cam | 11 |
| Delivery programme Master-Cam | 12 |
| O-rings | 13 |
| Chemical resistance | 14 |

Einleitung

In der Dichtungstechnik vertreten die Gruppen der Hydraulik- und Pneumatikdichtungen einen wichtigen Teil. Um ein deutliches und praktisches Instrument zur Verfügung stellen zu können, haben wir all diese Typen in einem Katalog zusammen gestellt.

In diesen Katalog finden Sie häufig angewendete Dichtungen wie Stangen- und Kolbendichtungen, Abstreifer, Führungsringe sowie Rotationsdichtungen, sowie eine Liste von unseren zur Verfügung stehenden Master-Cam Profile.

Gewährleistung

Die Prospektangaben basieren auf jahrzehntelange Erfahrungen in der Anwendung von Dichtelementen. Trotzdem können in Einzelfällen unbekannte Parameter theoretische Angaben erheblich einschränken. Darum können wir für derartige Einzelfälle keine Gewährleistung für die Richtigkeit dieser Empfehlungen übernehmen. Wir bitten um Rücksprache bei außergewöhnlichen Bedingungen.

Introduction

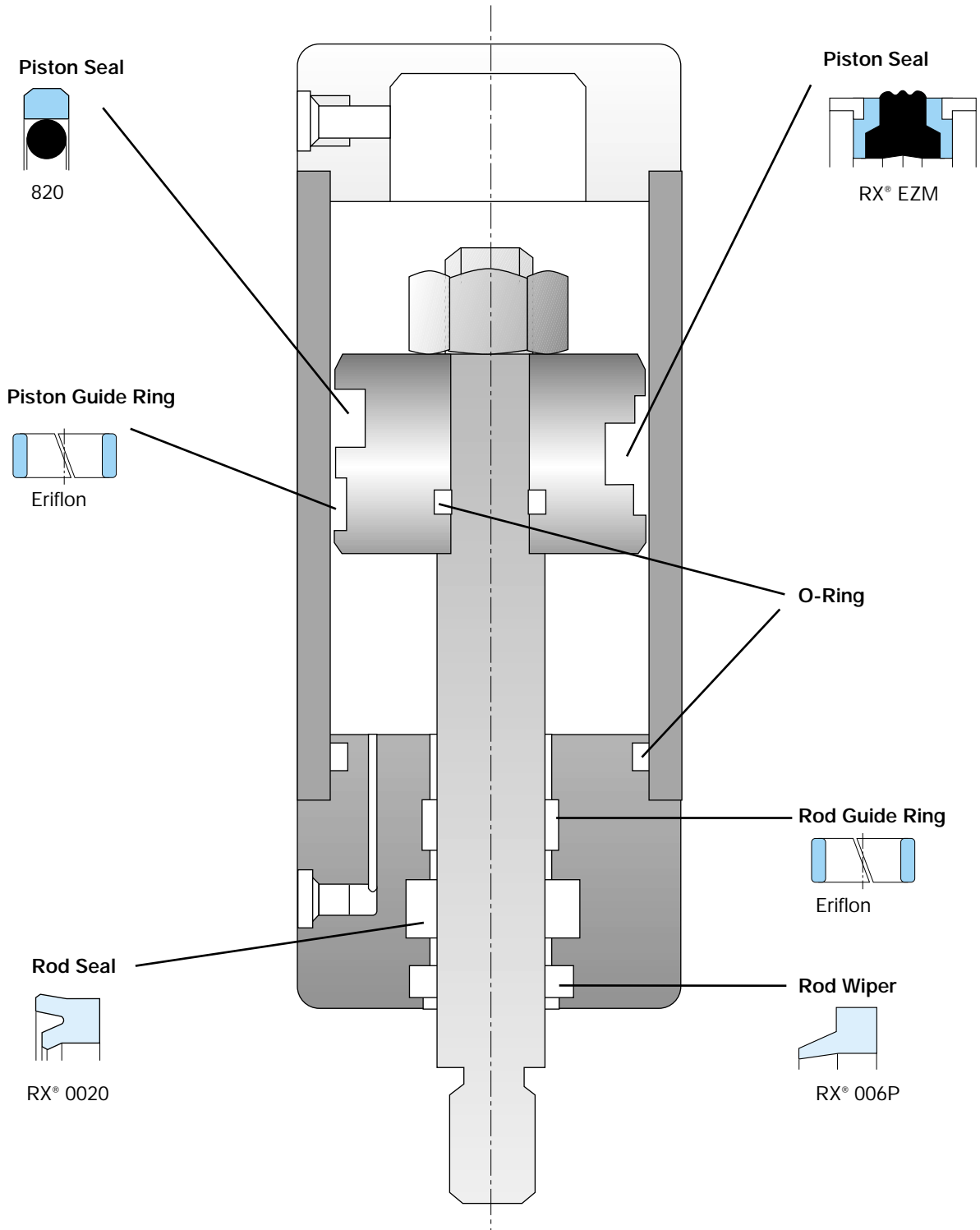
In sealing technology, hydraulic and pneumatic seals represent a very important group. This catalogue has been put together in order to provide a clear and practical guide to these groups of seals.

You find such widely used seals as rod and piston seals, dirt wipers, guide rings and rotating seals. A list of our available master-Cam profiles is also included.

Responsibility













All technical information in this brochure has been selected with the utmost care. Nevertheless, we are not responsible for incorrect details in this brochure.

ERIKS Hydraulic Cylinder Sketch



Stangafdichtingen - Joints de tige - Stangendichtungen - Rod seals








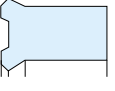
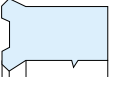
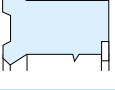
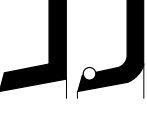

Stangafdichtingen - Joints de tige - Stangendichtungen - Rod seals

| Profiel Profil Profil Profile | Type | Druk Pression Druck Pressure (Bar) | Temperatuur Température Temperatur Temperature (°C) | Snelheid Vitesse Geschwindigkeit Speed (m/s) | Materiaal Matière Werkstoff Material | Afmetingen Dimensions Abmessungen Dimensions (mm) |
|---|----------------------|--|---|--|---|---|
|  | RX° 9000 RX° 2001 | 400 100 | -30 / +100 -30 / +100 | 0,5 0,3 | PUR NBR | 3 - 280 8 - 150 |
|  | RX° 0020 | 400 | -30 / +100 | 0,5 | PUR | 6 - 280 |
|  | RX° 0020AE | 500 | -30 / +100 | 0,5 | PUR/POM | 6 - 280 |
|  | RX° 0022 | 400 | -30 / +100 | 0,5 | PUR | 14 - 200 |
|  | RX° 0022AE | 500 | -30 / +100 | 0,5 | PUR/POM | 14 - 200 |
|  | RX° 9011 | 400 | -30 / +100 | 0,5 | PUR/NBR | 6 - 280 |
|  | RX° 9011AE | 500 | -30 / +100 | 0,5 | PUR/POM | 16 - 360 |
|  | RX° 0008 | 200 | -30 / +100 | 0,5 | NBR/W * | 5 - 200 |
|  | TGO | 200 | -30 / +100 | 0,5 | NBR/W * | 5 - 200 |
|  | TSE | 200 | -30 / +100 | 0,5 | NBR/W * | 10 - 360 |
|  | ERS | 315 | -30 / +100 | 0,5 | NBR/W/POM * | 12 - 260 |
|  | RX° 0010 | 250 | -30 / +100 | 0,5 | NBR/W * | 15 - 200 |

* = weefsel, toile, Gewebe, fabric

Stangafdichtingen - Joints de tige - Stangendichtungen - Rod seals














Stangafdichtingen - Joints de tige - Stangendichtungen - Rod seals

| Profil Profil Profil Profile | Type | Druk Pression Druck Pressure (Bar) | Temperatuur Température Temperatur Temperature (°C) | Snelheid Vitesse Geschwindigkeit Speed (m/s) | Materiaal Matière Werkstoff Material | Afmetingen Dimensions Abmessungen Dimensions (mm) |
|---|----------|--|---|--|---|---|
|  | RX® DVSS | 400 | -30 / +100 | 0,5 | NBR/W * | 20 - 1000 |
|  | RX® DVVS | 400 | -20 / +150 | 0,5 | FPM/W * | 20 - 360 |
|  | 710 | 400 | -30 / +100 -20 / +180 | 15 | PTFE/NBR PTFE/FPM | 4 - 650 |
|  | 720 | 400 | -30 / +100 -20 / +180 | 15 | PTFE/NBR PTFE/FPM | 4 - 650 |
|  | 300 | 400 | -30 / +100 -20 / +180 | 15 | PTFE/NBR PTFE/FPM | 4 - 380 |
|  | Eriseal | 350 | -150 / +225 | 15 | PTFE/MET ** | 4 - 700 |
|  | PSE | 700 | -30 / +100 | 0,5 | NBR/W * | 18 - 300 |
|  | UTS | 400 | -30 / +100 | 0,5 | PUR | 6 - 300 |
|  | UTS-L | 400 | -30 / +100 | 0,5 | PUR | 6 - 300 |
|  | UTS-LD | 500 | -30 / +100 | 0,5 | PUR/POM | 6 - 300 |
|  | HE | 10 | -30 / +100 | 0,5 | NBR NBR/MET ** | 3 - 125 8 - 420 |
|  | SM | 400 | -30 / +100 | 0,5 | PUR/POM | 45 - 200 |

* = weefsel, toile, Gewebe, fabric / ** = metaal, métal, Stahl, metal

Zuigerafdichtingen - Joints de piston - Kolbendichtungen - Piston seals

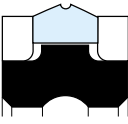
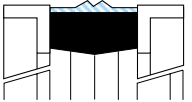
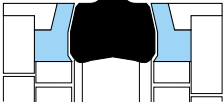
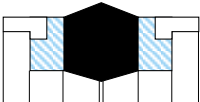
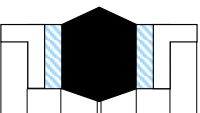
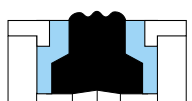

Zuigerafdichtingen - Joints de piston - Kolbendichtungen - Piston seals

| Profiel Profil Profil Profile | Type | Druk Pression Druck Pressure (Bar) | Temperatuur Température Temperatur Temperature (°C) | Snelheid Vitesse Geschwindigkeit Speed (m/s) | Materiaal Matière Werkstoff Material | Afmetingen Dimensions Abmessungen Dimensions (mm) |
|---|-----------------------|--|---|--|---|---|
|  | RX® 9000 RX® 2001 | 400 100 | -30 / +100 -30 / +100 | 0,5 0,3 | PUR NBR | 3 - 280 8 - 150 |
|  | UP | 400 | -30 / +100 | 0,5 | PUR | 12 - 320 |
|  | RX® 0018 | 400 | -30 / +100 | 0,5 | PUR/POM | 40 - 320 |
|  | RX® 0010 | 250 | -30 / +100 | 0,5 | NBR/W * | 15 - 200 |
|  | ERZ | 315 | -30 / +100 | 0,5 | NBR/W/POM * | 32 - 130 |
|  | RX® DVSS | 400 | -30 / +100 | 0,5 | NBR/W * | 20 - 1000 |
|  | RX® DVSZ | 400 | -30 / +100 | 0,5 | NBR/W * | 40 - 1000 |
|  | 820 PUR/O | 250 | -30 / +100 | 1 | PUR/NBR | 16 - 250 |
|  | 820 PUR/R | 400 | -30 / +100 | 0,5 | PUR/NBR | 20-200 |
|  | 820 | 400 | -30 / +100 -20 / +180 | 15 | PTFE/NBR PTFE/FPM | 8 - 670 |
|  | NEW! 820 PUR/G | 400 | -30 / +100 | 1,5 | PUR/NBR | 16-400 |
|  | 850 | 400 | -30 / +100 -20 / +180 | 15 | PTFE/NBR PTFE/FPM | 8 - 670 |
|  | 410 | 400 | -30 / +100 -20 / +180 | 15 | PTFE/NBR PTFE/FPM | 7 - 410 |
|  | Eriseal | 350 | -150 / +225 | 15 | PTFE/MET ** | 4 - 700 |

* = weefsel, toile, Gewebe, fabric / ** = metaal, métal, Stahl, metal

Zuigerafdichtingen - Joints de piston - Kolbendichtungen - Piston seals

Zuigerafdichtingen - Joints de piston - Kolbendichtungen - Piston seals

| Profiel Profil Profil Profile | Type | Druk Pression Druck Pressure Pressure (Bar) | Temperatuur Température Temperatur Temperature Temperature (°C) | Snelheid Vitesse Geschwindigkeit Speed Speed (m/s) | Materiaal Matière Werkstoff Material Material | Afmetingen Dimensions Abmessungen Dimensions Dimensions (mm) |
|---|----------|--|--|---|---|---|
|  | RXT | 320 | -40 / +100 | 0,5 | PUR/ NBR/POM | 40 - 250 |
|  | ERKO | 400 | -30 / +100 | 1 | NBR/W/POM | 25 - 200 |
|  | RX® 0043 | 400 | -30 / +100 | 0,5 | NBR/W/POM | 40 - 200 |
|  | RX® 0026 | 315 | -30 / +100 | 0,5 | NBR/W/POM * | 20 - 300 |
|  | EZE | 500 | -30 / +100 | 0,5 | NBR/W/POM * | 25 - 250 |
|  | EZW | 500 | -30 / +100 | 0,5 | NBR/W/POM * | 25 - 160 |
|  | RX® EZM | 400 | -30 / +100 | 0,5 | NBR/POM | 15 - 320 |
|  | TP6 | 700 | -30 / +100 | 0,5 | NBR/W/POM * | 45 - 300 |
|  | TE | 10 | -30 / +100 | 0,5 | NBR/MET ** | 10 - 550 |
|  | P | 12 | -30 / +100 | 1 | NBR/MET ** | 25 - 200 |
|  | T-DUO | 60 | -30 / +100 | 0,5 | NBR/MET ** | 25 - 250 |

* = weefsel, toile, Gewebe, fabric / ** = metaal, métal, Stahl, metal

Afstrijkers - Racleurs - Abstreifer - Wipers

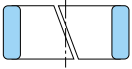
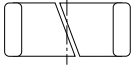
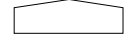

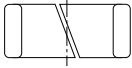
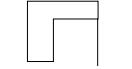
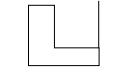
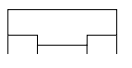
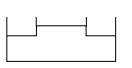
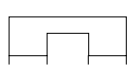
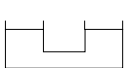
Afstrijkers - Racleurs - Abstreifer - Wipers

| Profiel Profil Profil Profile | Type | Druk Pression Druck Pressure Pressure (Bar) | Temperatuur Température Temperatur Temperature Temperature (°C) | Snelheid Vitesse Geschwindigkeit Speed Speed (m/s) | Materiaal Matière Werkstoff Material Material | Afmetingen Dimensions Abmessungen Dimensions Dimensions (mm) |
|--|----------------------|--|--|---|---|---|
| | RX° 006N RX° 006P | - - | -30 / +100 -30 / +100 | 2 2 | NBR PUR | 16 - 1000 16 - 1000 |
| | RX° 005P | - | -30 / +100 | 2 | PUR | 16 - 1000 |
| | RX° 007N | - | -30 / +100 | 2 | NBR/MET ** | 10 - 170 |
| | 8020 | - | -30 / +100 | 2 | PUR/MET ** | 10 - 170 |
| | RX° 008N RX° 008P | - - | -30 / +100 -30 / +100 | 2 2 | NBR PUR | 12 - 200 12 - 200 |
| | RX° 009N | - | -30 / +100 | 2 | NBR | 210 - 1000 |
| | RX° 010N RX° 010P | - - | -30 / +100 -30 / +100 | 2 2 | NBR PUR | 10 - 200 10 - 200 |
| | RX° EMN EMV | - - | -30 / +100 -20 / +150 | 2 2 | NBR/MET ** FPM/MET | 10 - 400 10 - 400 |
| | RX° MES | - | -30 / +100 | 2 | NBR/MET ** | 12 - 140 |
| | 930 | - | -30 / +100 | 2 | PTFE/NBR | 10 - 125 |
| | 565 | - | -30 / +100 | 15 | NBR | 4 - 500 |
| | RX° EHD | - | -30 / +100 | 0,5 | PUR/MET ** | 20 - 100 |
| | RSW | - | -30 / +100 | 0,5 | NBR | 16 - 100 |

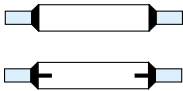


* = weefsel, toile, Gewebe, fabric / ** = metaal, métal, Stahl, metal

Geleideringen - Bagues de guidage - Führungen - Guide elements

Geleideringen - Bagues de guidage - Führungen - Guide elements

| Profiel Profil Profil Profile | Type | Druk Pression Druck Pressure (Bar) | Temperatuur Température Temperatur Temperature (°C) | Snelheid Vitesse Geschwindigkeit Speed (m/s) | Materiaal Matière Werkstoff Material | Afmetingen Dimensions Abmessungen Dimensions (mm) |
|---|-----------------------|--|---|--|---|---|
|  | EriFlon | - | -50 / +180 | 5 | PTFE | 8 - 1000 |
|  | Powerslide | - | -40 / +120 | 0,8 | ACM | 20 - 400 |
|  | Powerslide- flex S | - | -40 / +120 | 0,8 | PF/W | 40 - 970 |
|  | Powerslide- flex K | - | -40 / +120 | 0,8 | PF/W | 40 - 950 |
|  | EPG/EPGU | - | -50 / +100 | 0,8 | POM + GV **** | 20 - 250 |
|  | F3 | - | -50 / +100 | 0,8 | POM | 10 - 500 |
|  | F4 | - | -50 / +100 | 0,8 | POM | 10 - 500 |
|  | F5 | - | -50 / +100 | 0,8 | POM | 10 - 500 |
|  | F6 | - | -50 / +100 | 0,8 | POM | 10 - 500 |
|  | F7 | - | -50 / +100 | 0,8 | POM | 10 - 500 |
|  | F8 | - | -50 / +100 | 0,8 | POM | 10 - 500 |

Multiseals - Double bounded seals

| Profiel Profil Profil Profile | Type | Druk Pression Druck Pressure | Temperatuur Température Temperatur Temperature (°C) | Snelheid Vitesse Geschwindigkeit Speed (m/s) | Materiaal Matière Werkstoff Material | Afmetingen Dimensions Abmessungen Dimensions (mm) |
|---|-----------|---------------------------------------|---|--|---|---|
|  | Multiseal | 650 | -40 / +100 -15 / +200 | | NBR/met ** FPM/met ** | 3,1 - 76,1 |
|  | PU82 | 600 | -30 / +100 | | PUR | 16-1155 |
|  | PU83 | 600 | -30 / +100 | | PUR | 22-1270 |

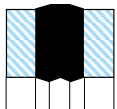
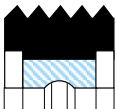
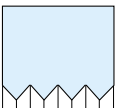
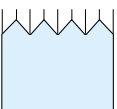


* = weefsel, toile, Gewebe, fabric / ** = metaal, métal, Stahl, metal

*** = PF: kunststofweefsel geïmpregneerd met polyesterhars, résine phénolique, Hartgewebe, Phenolic resin

**** = GV: glasvezelversterkt, chargé avec des fibres de verre, glasfaserverstärkt, glass fiber filled

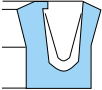
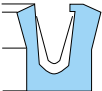
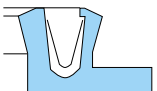
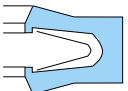
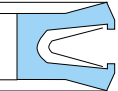
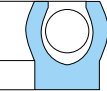
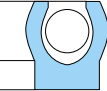
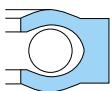
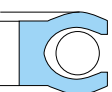


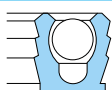

Roterende afdichtingen - Joints rotatifs - Rotationsdichtungen - Rotary Seals

Roterende afdichtingen - Joints rotatifs - Rotationsdichtungen - Rotary seals

| Profiel Profil Profil Profile | Type | Druk Pression Druck Pressure Pressure (Bar) | Temperatuur Température Temperatur Temperature Temperature (°C) | Snelheid Vitesse Geschwindigkeit Speed (m/s) | Materiaal Matière Werkstoff Material | Afmetingen Dimensions Abmessungen Dimensions (mm) |
|---|----------|--|--|--|---|---|
|  | RX® E017 | 200 | -30 / +100 | 0,1 | NBR/W | 6 - 200 |
|  | RX® E019 | 400 | -30 / +100 | 0,2 | NBR/W/POM | 80 - 200 |
|  | R4 | 400 | -30 / +100 | 0,2 | PUR | 10 - 500 |
|  | R5 | 400 | -30 / +100 -20 / +180 | 0,2 | PUR | 20 - 500 |
|  | 160 | 400 | -30 / +100 -20 / +180 | 5 | PTFE/NBR PTFE/FPM | 6 - 655 |
|  | 260 | 400 | -30 / +100 -20 / +180 | 5 | PTFE/NBR PTFE/FPM | 8 - 690 |


Roterende afdichtingen - Joints rotatifs - Rotationsdichtungen - Rotary Seals

Eriseals - PTFE

| Profiel Profil Profil Profile | Type | Druk Pression Druck Pressure (Bar) | Temperatuur Température Temperatur Temperature (°C) | Snelheid Vitesse Geschwindigkeit Speed (m/s) | Materiaal Matière Werkstoff Material | Afmetingen Dimensions Abmessungen Dimensions (mm) |
|---|------|--|---|--|---|---|
|  | 610 | 350 | -70 / +260 | 15 | PTFE | 4 - |
|  | 620 | 350 | -70 / +260 | 15 | PTFE | 6 - |
|  | 640 | 350 | -70 / +260 | 2 | PTFE | 8 - |
|  | 650 | 350 | -70 / +260 | - | PTFE | 32 - |
|  | 660 | 350 | -70 / +260 | - | PTFE | 40 - |
|  | 611 | 500 | -70 / +260 | 15 | PTFE | 40 - |
|  | 621 | 500 | -70 / +260 | 15 | PTFE | 6 - |
|  | 651 | 500 | -70 / +260 | - | PTFE | 12 - |
|  | 661 | 500 | -70 / +260 | - | PTFE | 5 - |
|  | 670 | 800 | -70 / +260 | 15 | PTFE | 10 - |
|  | 680 | 800 | -70 / +260 | 15 | PTFE | 15 - |
|  | 690 | 250 | -70 / +260 | 10 | PTFE | 12 - |
|  | 695 | 250 | -70 / +260 | 10 | PTFE | 20 - |

Leverbare materialen Master-Cam / Matériaux livrables Master-Cam
 Lieferbare Werkstoffe Master-Cam / Deliverable materials Master-Cam

Volgende materialen zijn leverbaar in Master-Cam uitvoering.
 Les matériaux suivants sont livrables en exécution Master-Cam.
 Folgende Werkstoffe sind lieferbar in der Master-Cam Ausführung.
 Following materials can be delivered in Master-Cam execution.



Materialen - Matériaux - Werkstoffe - Materials

| Type | Materiaal / Matériau Werkstoff / Material | Kleur / Couleur Farbe / Colour |
|-----------------------|--|-----------------------------------|
| Erthane G-MC-U203* | PUR 95 A | groen / vert / grün / green |
| Erthane R-MC-U203 | PUR 95 A | rood / rouge / rot / red |
| Erthane LF-MC-U203** | PUR 48 D | grijs / gris / grau / grey |
| Erthane W-MC-FDA-U203 | PUR 95 A | wit / blanc / weiß / white |
| Erthane B-MC-U203 | PUR 95 A | blauw / bleu / blau / blue |
| Erthane SN MC 150 | PUR 90 A (150°C) | bruin / brun / braun / brown |
| NBR-MC-107D85 | NBR 85 A | zwart / noir / schwarz / black |
| FPM-MC-109BR75 | FPM 85 A | zwart / noir / schwarz / black |
| EPDM MC-KTW** 85 | EPDM 85 A | zwart / noir / schwarz / black |
| EPDM-MC-131B85 | EPDM 85 A | zwart / noir / schwarz / black |
| MVQ-MC-102R85 | MVQ 85 A | rood / rouge / rot / red |
| HNBR MC 85 | HNBR 85 A | zwart / noir / schwarz / black |
| ERITAL MC | POM | wit / blanc / weiß / white |
| Eriflon V-MC | PTFE Virgin | wit / blanc / weiß / white |
| Eriflon G-MC | PTFE 25% glas | grijs / gris / grau / grey |
| Eriflon K-MC | PTFE-graphite | zwart / noir / schwarz / black |
| Eripeek MC | PEEK | bruin / brun / braun / brown |



* = standaard materiaal, matériel standard, standard Werkstoff, standard material

** = LF : low friction

*** = KTW: voor toepassing in water (certificaat KTW Duitsland)

= pour application avec de l'eau (certificat KTW Allemagne)




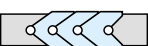
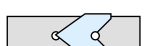
= für Anwendung mit Wasser (Certificat KTW Deutschland)

= for application with water (certificate KTW Germany)












HYDRAULIC AND
PNEUMATIC SEALS

Leverbare profielen Master-Cam / Programme de livraison Master-Cam
 Delivery programme Master-Cam / Lieferprogram Master-Cam


















Symmetrical seals

| | |
|---|--------|
|  | S6 |
|  | S7 |
|  | S8 |
|  | S10-12 |
|  | S10-12 |





**Stangafdichtingen
 Joints de tige
 Stangendichtung
 Rod seals**

| | |
|---|------|
|  | S1 |
|  | S2 |
|  | S3 |
|  | S4 |
|  | S5 |
|  | S17 |
|  | S16 |
|  | S20 |
|  | S9 |
|  | RS91 |
|  | S19 |







**Zuigerafdichtingen
 Joints de piston
 Kolbendichtung
 Piston seals**

| | |
|---|------|
|  | K1 |
|  | K2 |
|  | K3 |
|  | K4 |
|  | K5 |
|  | K16 |
|  | K20 |
|  | K23 |
|  | P53 |
|  | P54 |
|  | P55 |
|  | P56 |
|  | P57 |
|  | K9 |
|  | K8 |
|  | PS81 |
|  | K19 |



**Afstrijkers
 Racleurs
 Abstreifer
 Wipers**

| | |
|--|-----|
|  | A1 |
|  | A2 |
|  | A3 |
|  | A11 |

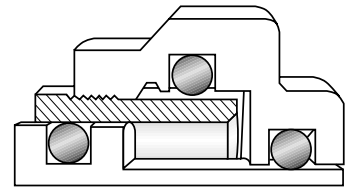
**Roterende afdichtingen
 Joints rotatifs
 Rotationsdichtungen
 Rotary seals**

| | |
|--|----|
|  | R1 |
|  | R2 |
|  | R6 |
|  | R7 |
|  | R4 |
|  | R5 |

**Back-up ringen
 Bagues d'appui
 Back-up Ringen
 Back-up rings**

| | |
|--|-----|
|  | F2 |
|  | ST9 |

O-Rings



Elastomer O-ring (NBR, FPM, EPDM, HNBR, Silicone, Neoprene®, PUR, Aflas®, etc)



Inner Ø : 0,5 - 5000 mm , Cord Ø : 0,5 - 50 mm , Pressure : 2000 bar ,
Temp. : -70 / + 200°C , Velocity : 0,5/s. , Hardness : 20-95° IRHD

Elastomer O-ring (Original Viton®)



Inner Ø : 0,5 - 5000 mm , Cord Ø : 0,5 - 50 mm , Pressure : 2000 bar
Temp. : -30 / + 200°C , Hardness : 50-95° IRHD

Teflex O-ring (core: Silicone or Viton® , casing: FEP or PFA)



Inner Ø : 0,5 - 5000 mm , Cord Ø : 1,78 - 25 mm , Pressure : 250 bar
Temp. : -60 / +260°C , Applications : static



PTFE O-ring (Eriflon PTFE solid)



Inner Ø : 0,5 - 5000 mm , Cord Ø : 0,5 - 25 mm , Pressure : 2000 bar
Temp. : -200 / +260°C , Applications : static



Kalrez® O-ring/Zalak® O-ring



Inner Ø : 1 - 2500 mm , Cord Ø : 1 - 10 mm , Pressure : 2000 bar
Kalrez® Temp. : -15 / + 316°C , Zalak® Temp.: -50 / 220°C

Quad Ring (NBR, Viton®; EPDM, Silicone)



AS 568A dimensions , Pressure : 400 bar , Temp. : -60 / + 200°C

Compounds with certificates:



FDA, KTW, WRC, NSF, DVGW, BAM

O-ring OP (PUR seal interchangeable with o-ring)



Inner Ø : 5 - 250 mm
Temp. : -30 / + 120°C

VulcOring (NBR, EPDM, Silicone, HNBR, Aflas®, Viton®, Neoprene®, etc.)



High Tech advanced hot vulcanized cord ring
Inner Ø : 60 - 6000 mm , Cord Ø : 1 - 25 mm , Applications : static

Back-up Ring (Eriflon, PTFE, PTFE filled, high tech plastics)



Inner Ø : from 0,5 mm , Pressure : 800 bar , Temp. : -60 / +200°C
Various executions

Back-up Ring (NBR, HNBR, PUR, Viton®, etc.)



Inner Ø : from 2,5 mm , Pressure : 2500 bar , Temp. : -60 / +200°C

Composite O-ring (Back ring seal NBR/PUR or FPM/PUR)



Ø : from 30 mm up to 350 mm ,
Temp.: -30 / +100°C, Pressure: for 500 bar

NEW!

Chemische bestendigheid - Résistance chimique -
Chemische Resistenz - Chemical resistance

Chemische bestendigheid - Résistance chimique - Chemische Resistenz - Chemical resistance

| Materiaal / Matière Werkstoff / Material | Min. temp. °C | 1* | 2* | | 3* | | 4* | | | 5* | | | 6* | |
|---|------------------|-----|-----|-----|-----|-----|-----|-----|-----|-----|-----|-----|-----|-----|
| | | | 2.1 | 2.2 | 3.1 | 3.2 | 4.1 | 4.2 | 4.3 | 5.1 | 5.2 | 5.3 | 6.1 | 6.2 |
| NBR | -30 | 100 | 80 | 80 | 100 | 100 | 80 | x | 80 | 50 | 60 | 60 | 90 | 100 |
| NBR-MC | -30 | 100 | 80 | 80 | 100 | 100 | 80 | x | 80 | 50 | 60 | 60 | 90 | 100 |
| ACM | -50 | + | + | + | 120 | 120 | + | + | + | 60 | 60 | 60 | 90 | 120 |
| Epratex | -40 | + | + | + | 120 | 120 | + | + | + | 60 | 60 | 60 | 90 | 100 |
| FPM | -10 | 150 | 150 | 150 | 150 | 150 | 80 | 100 | 80 | 60 | 60 | 60 | x | 200 |
| FPM-MC | -10 | 150 | 150 | 150 | 150 | 150 | 80 | 100 | 80 | 60 | 60 | 60 | x | 200 |
| Eriflon PTFE | -80 | 200 | + | + | 200 | 200 | 80 | 100 | 100 | 60 | 60 | 60 | 150 | 200 |
| Erital POM | -40 | 100 | + | + | 100 | 100 | + | + | + | 60 | 60 | 60 | 80 | 100 |
| Epramid PA | -30 | + | + | + | 100 | 100 | 80 | 80 | 50 | 60 | 60 | 60 | 80 | 100 |
| HNBR-MC | -25 | 120 | 100 | 120 | 120 | 120 | 80 | x | 100 | 50 | 60 | 60 | 120 | 130 |
| EPDM-MC | -40 | - | - | - | - | - | - | - | - | - | - | 60 | 120 | 140 |
| Silicone-MC | -60 | - | - | - | - | - | - | - | - | - | - | - | 130 | 200 |
| EPDM-KTW-MC | -40 | - | - | - | - | - | - | - | - | - | - | 60 | 140 | 140 |
| Erthane 92 G-MC | -30 | 100 | x | x | 100 | 100 | 60 | 80 | 60 | 50 | 50 | 40 | 60 | 80 |
| Erthane 92 R-MC | -30 | 100 | x | x | 100 | 100 | 60 | 80 | 60 | 50 | 50 | 40 | 60 | 80 |
| Erthane 92 B-MC | -30 | 100 | x | x | 100 | 100 | 60 | 80 | 60 | 50 | 50 | 40 | 60 | 80 |
| Erthane SN 190-MC | -30 | 120 | x | x | 120 | 120 | 60 | 80 | 60 | 50 | 50 | 40 | 80 | 120 |
| Erthane 92 FDF-MC | -30 | 100 | x | x | 100 | 100 | 60 | 80 | 60 | 50 | 50 | 40 | 60 | 80 |
| Erthane | -30 | 100 | x | x | 100 | 100 | 60 | 80 | 60 | 50 | 50 | 40 | 60 | 80 |

1 = Minerale smeerstoffen en vetten / Lubrifiants minéraux et graisses / Mineralische Schmierstoffe und Fette / Mineral Lubricants and greases

2 = Synthetische olieën / Huiles synthétiques / Synthetische Schmierstoffe / Synthetic Lubricants

2.1 = PAG

2.2 = PAO

3 = Minerale hydraulische vloeistoffen / Fluides hydrauliques minéraux / Mineralische Druckflüssigkeiten / Mineral hydraulic fluids

3.1 = HLP DIN 51524 Teil 2

3.2 = HLVP DIN 51524 Teil 3

4 = Biologisch afbreekbare hydraulische vloeistoffen / Fluides hydrauliques minéraux bio-dégradables / Biological degradable hydraulic fluids

4.1 = HETG

4.2 = HEES synth. ester

4.3 = HEPG polyglykole

5 = Moeilijk ontvlambare hydraulische vloeistoffen / Fluides hydrauliques difficilement inflammables / Schwerentflammbare Druckflüssigkeiten / Flame resistant hydraulic fluids

5.1 = HFA

5.2 = HFB

5.3 = HFC

6 = Specials

6.1 = Water / eau / Wasser / water

6.2 = Lucht / air / Luft / air

Materiaalselectie voor PTFE dichtingen
 Sélection des matériaux pour des joints en PTFE
 Material Auswahl für PTFE-Dichtungen
 Material selection guide for PTFE seals

The following tables are designed as a guide to the correct selection of the sealing element and energiser materials for your particular application. The sealing element is dynamic making it's mechanical properties the priority in selection.

More detailed capabilities relevant to individual seal types are given within the catalogue. The static energisers are rubber based compounds. Therefore fluid compatibility and temperature range are the main criteria for selection.

Materials for Sealing Elements

| Material | Description | Colour | Material Properties & Application |
|---------------|----------------------------|-----------|--|
| Eriflon ER 39 | Bronze PTFE with additives | Brown | Very high mechanical duties. Good compressive strength for oil hydraulics. |
| Eriflon ER 59 | Carbon PTFE | Black | Medium Mechanical duties. Generally for pneumatic applications and water based fluids (not seawater). For soft mating surfaces and unlubricated conditions. |
| Eriflon ER48 | Glass PTFE | Black | High mechanical duties. For water and oil hydraulics, pneumatics and unlubricated applications. |
| Eriflon ER01 | Virgin PTFE | White | Light mechanical duties. For anti-extrusion rings and pressure seals. Low friction and almost totally inert. Suitable for food and potable water applications. |
| Eriflon ER99 | Modified PTFE | Blue | Medium mechanical duties. Much lower wear rate than Virgin PTFE. Very good chemical resistance. |
| Eriflon UH | UHMWPE | Off white | Medium mechanical duties. For water and oil hydraulics, pneumatics and unlubricated applications. Lower temperature and speed range than PTFE but very good abrasion resistance. Suitable for soft mating surfaces. |
| PUR | Polyurethane | Various | High mechanical duties. For water and oil hydraulics, pneumatics and lubricated applications. Very high abrasion resistance. |

Materials for Energiser

| Compound | Temp. Range (Intermittant) °C | Recommended for | NOT recommended for |
|--|-------------------------------|--|---|
| NBR Nitrile (Standard material) | -40 to +100 | Petroleum based oils and fluids, cold water, Silicone greases and oils, ethylene glycol based fluids, Di-ester based lubricants. | Automotive brake fluid, Phosphate ester fluids. |
| EPM, EPDM Ethylene Propylene IIR Butyl | -50 to +150 | Phosphate ester based fluids, Automotive brake fluid, Water, Steam. | Petroleum based oils and fluids, Di-ester based lubricants. |
| FKM Fluorocarbon | -40 to +150 | Phosphate ester fluids, Silicone greases & fluids. | Petroleum based oils and fluids, Di-ester based lubricants. |
| Si Silicone | -50 to +200 | Petroleum oils, Di-ester based lubricants, Silicate ester lubricants, Silicone greases & fluids, Certain phosphate ester fluids. | Skydrol Fluids, Low molecular weight esters & ethers. |
| | -90 to 240 | High aniline point oils, Chlorinated di-phenyls, Dry heat | Most petroleum based fluids, Water and steam above 130°C. |

Note: If energiser materials other than Nitrile are required, consult ERIKS for Part Number.

ERIKS added value

Quick Supply

- 100.000 shapes are stocked in our computer to be produced on your request.
- Our special mouldmaking facilities department produces seals in a few days in non standard shapes.



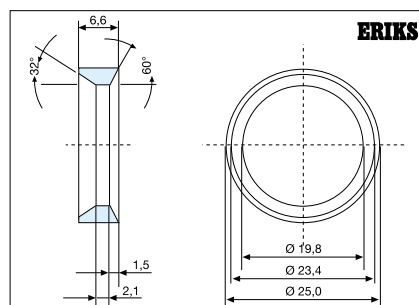
Stock

28.000 hydraulic and pneumatic seals are stocked in our European Warehouses.



Engineering

- We help you in engineering by making installation drawings and designs.
- Our engineers have a broad experience in the seals field to produce the 'perfect seal' for you.



Kitting

We produce 'sets' of different seals which can be labelled with your codes.



Quality

We only produce seals with quality polymers on modern compression and injection machines. Ask for data sheets.



